



2102

hand-drawn

for light and medium-weight curtains

Elegant track with an eye for detail

2102



hand-drawn

for light and medium-weight curtains

compact & elegant

The 2102 is one of Qurails' most popular small channel tracks. This compact track can be mounted in various ways on a wall or ceiling, and is used in widely ranging situations, such as bay windows in houses, office buildings and care institutions.

- The ideal track for sheers, lightweight or medium-heavy curtains.
- Easy to bend and exceptional quality.
- Can be forward or reverse bent in different radii.
- Smart mounting brackets with cover flaps that conceal screws from sight.
- Compatible with the Qurails Flow System for regularly pleated curtains.
- Silent and smooth running, also round bends.



Standard colours



High quality, wear-resistant coating, highly colourfast, UV-resistant.
Other RAL colours & special coatings on request.

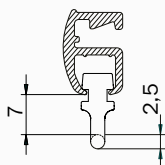
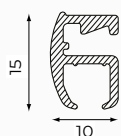
Features

Material:	aluminium
Colour:	white, natural anodised, black
Dimensions:	15 x 10 mm
Weight profile:	166 gr/m
Mounting:	wall or ceiling

Profile/glider specifications

Aluminium profile:

Glider:



Colours with RAL code and lengths (m):

	RAL	4	5	6	7
white	9010	•	•	•	•
naturel		•	•	•	
black	9005			•	

Mounting surface:

- wood
- masonry/concrete

Bracket type:

- ceiling bracket
- wall bracket
- spacer bracket

Bending:

bending radius	bending tool
R 8 cm	1013
R 10 cm	1012/1015
R > 80 cm	1018

R 8 cm

R > 80 cm

Flow

The Qurails Flow System keeps pleats in curtains consistent. It can be used with small and wide channel tracks and, because of the broad assortment of components, it can be integrated in hand-drawn, cord-pulled and electrically operated systems.

The Flow System can also be used with curved curtain tracks. For further information, [see the Flow product data sheet](#).

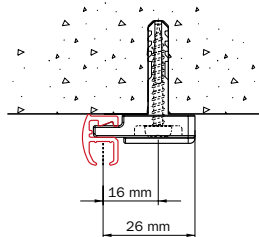
Bestekomschrijving

Material

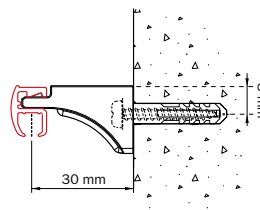
- Aluminium EN AW-6060-T66.
- Anodised in accordance with the Qualanod standard.
- Powder coated in accordance with the Qualicoat standard.

Mounting

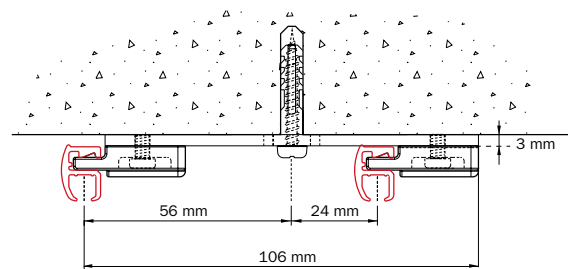
Ceiling mounting with bracket 2150.



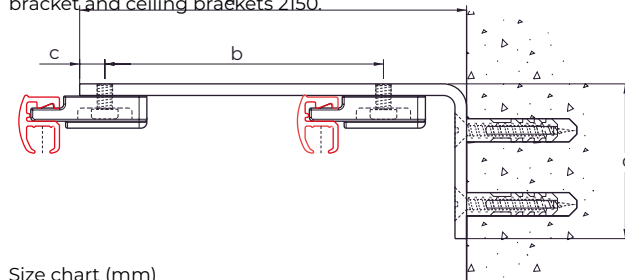
Wall mounting with bracket 2151



For excellent parallel fitting: mounting with double fixing bracket 2216 and ceiling brackets 2150.



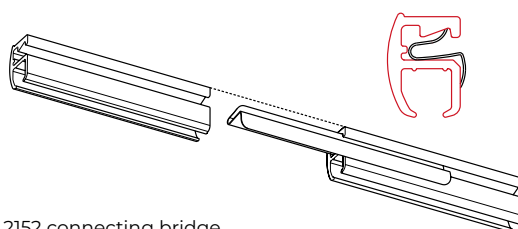
Wall mounting with metal spacer bracket and ceiling brackets 2150.



Size chart (mm)

	a	b	c	d
2015-05	50	-	6.5	40
2015-07.5	75	47	6.5	40
2015-10	100	72	6.5	40
2015-15	150	72	6.5	40
2018-15	150	57 / 57	6	80
2019-20	200	80	6.5	60
2019-25	250	80	6.5	60
2019-30	300	80	6.5	60

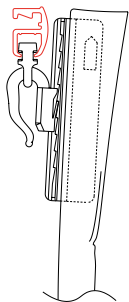
Application example



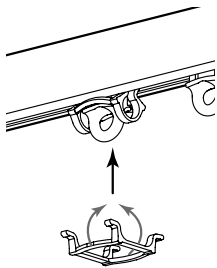
2152 connecting bridge
Metal connector for joining profile 2102.



2102



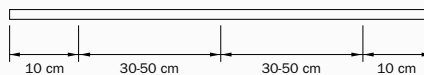
Suitable for a heading with glider 2010 and sew-in hook 2024.




Glider stop 2004

This glider stop is used to keep pleated curtains symmetrically open or closed. It can also be fitted after mounting the track and hanging the curtain. Multiple stops are evenly spaced along the track.

Mounting guideline



The distance between the brackets can vary depending on the following factors: the mounting surface (wood, concrete or plaster), the weight of the curtains and the curtain fabric production method, the specific application and the system usage intensity. General advice: with the curtains open, place additional brackets where the pleats bunch together. Also place additional brackets before and after bends.



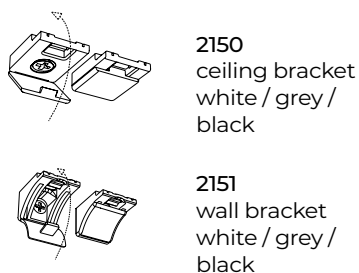
Standard parts



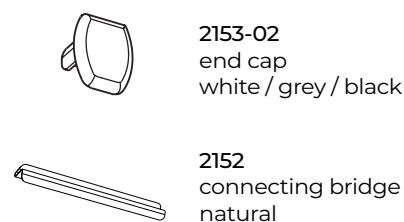
Curtain transport



Mounting

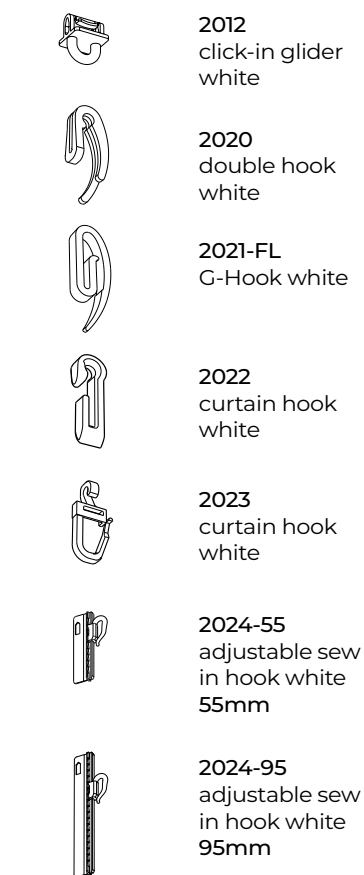
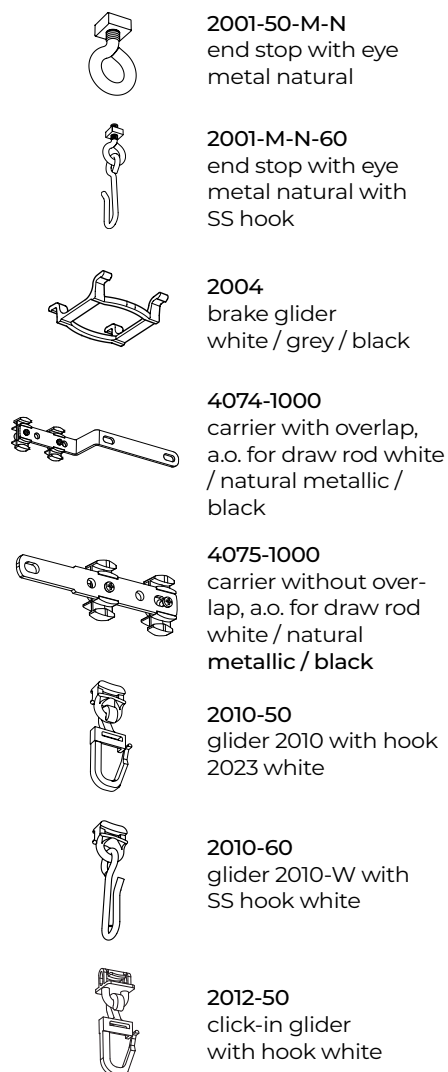


Accessories

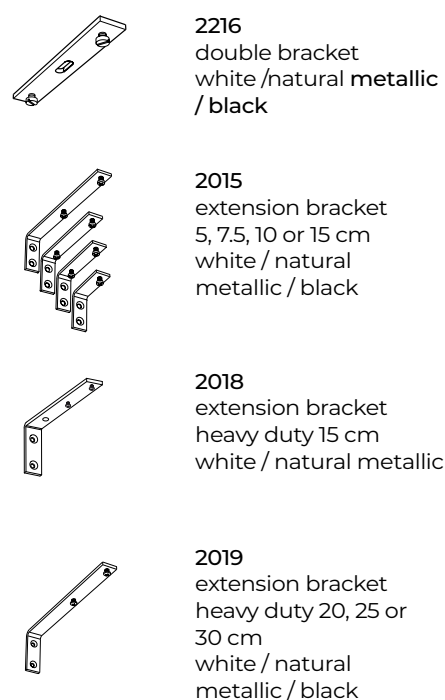
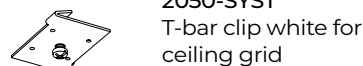


Optional parts

Curtain transport



Mounting



Accessories



Technical specifications are subject to change without prior notice.

Qurails®
Open a new experience