

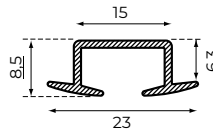
4901



mounting

profile

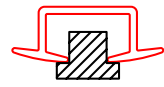
4901
127 gr/m



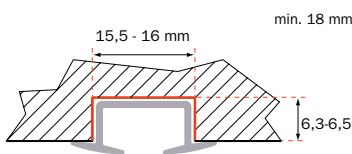
bending

radius cm
R 10 (1012)
R > 80 (1018)

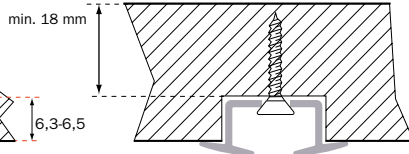
filler position



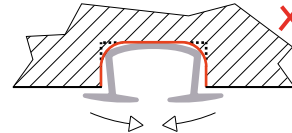
Slot sizes



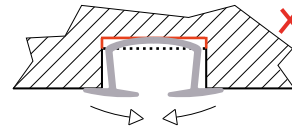
Assembly with screw 2614



Advice on the trench shape:



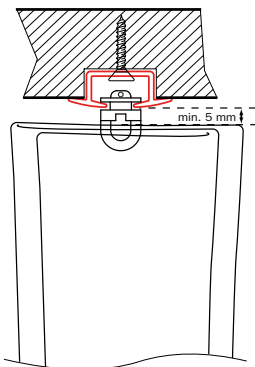
Make sure that the milled groove has right angles, otherwise the profile will deform.



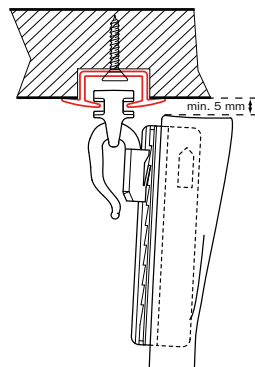
Make sure that the milled groove is not too deep, otherwise the profile will deform

General for bends:
first bend the rail and make the mounting slot accordingly.

Application example



Curtain hanging below the rail, for example Flow



Curtain hanging in front of the rail, with head

Confection: min. 5 mm space between top of curtain and rail (e.g. with Flow), or 5 mm between top of curtains and ceiling.

Punch type

