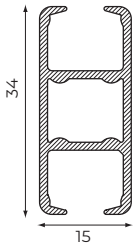
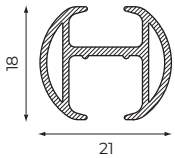
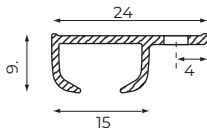

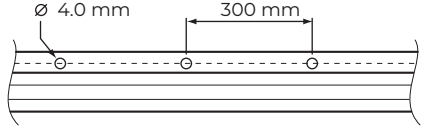
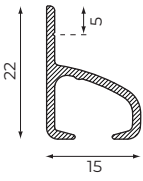
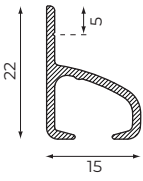
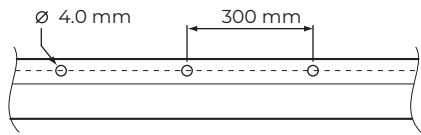
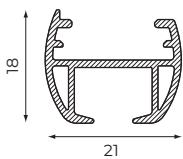
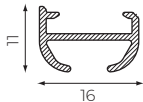


Profile overview

small channel	colours with RAL-code and length [m]	surface		fixing			bend radius [cm] (bending machine)	application
		wood	concrete/ masonry	ceiling	wall	extension		
2100 109 gr/m	RAL 4 5 6 7 m On request	•	•	•	•	•	R 8 (1013) R 10 (1012) R 10 (1015) R >80 (1018)	hand drawn rail
2102 166 gr/m	RAL 4 5 6 7 m white 9010 ••••• natural ••••• black 9005 •	•	•	•	•	•	R 8 (1013) R 10 (1012) R 10 (1015) R >80 (1018)	hand drawn rail
2200 164 gr/m	RAL 4 5 6 7 m white 9010 ••••• natural ••••• black 9005 •	•	•	•	•	•	R 8 (1013) R 10 (1012) R 10 (1015) R >80 (1018)	hand drawn rail
2201 129 gr/m	RAL 4 5 6 7 m On request	•	•	•	•	•	R 10 (1012) R 10 (1015) R >80 (1018)	hand drawn rail
2300 88 gr/m	RAL 4 5 6 7 m On request	•	•	•				hand drawn rail
2300-PE 88 gr/m	with standard hole punch type 'E' On request							hand drawn rail
2400 88 gr/m	RAL 4 5 6 7 m On request	•	•	•			R 10 (1012) R 10 (1015) R >80 (1018)	hand drawn rail
2400-PG 88 gr/m	with standard hole punch type 'G' On request							hand drawn rail
2600 105 gr/m	RAL 4 5 6 7 m On request	•	•	•			R 10 (1012) R 10 (1015) R >80 (1018)	hand drawn rail

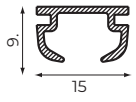
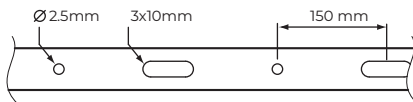
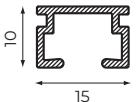
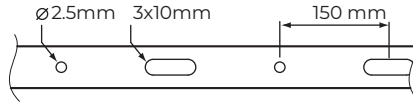
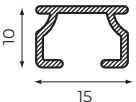
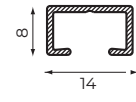
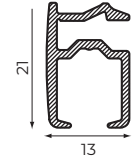
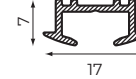
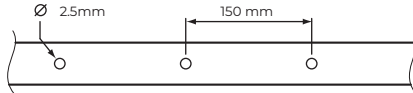
- White (W), black (ZW), natural metallic (NM) are powder coated finish, 'natural' is aluminium anodised finish.
 - All dimensions shown in mm, excluding manufacturing tolerances.
 - Bending: check the width of the glider channel opening after bending.
 - Colours or lengths not mentioned: on request.

Profile overview

wide channel	colours with RAL-code and length [m]	surface		fixing			bend radius [cm]		application																											
		wood	concrete/masonry	ceiling	wall	extension	(bending machine)																													
4100 405 gr/m 	<table border="1"> <tr> <td></td> <td>RAL</td> <td>4</td> <td>5</td> <td>6</td> <td>7</td> <td>m</td> </tr> <tr> <td>white</td> <td>9010</td> <td>●</td> <td>●</td> <td>●</td> <td></td> <td></td> </tr> <tr> <td>natural</td> <td></td> <td></td> <td>●</td> <td>●</td> <td>●</td> <td></td> </tr> <tr> <td>black</td> <td>9005</td> <td></td> <td></td> <td>●</td> <td></td> <td></td> </tr> </table>		RAL	4	5	6	7	m	white	9010	●	●	●			natural			●	●	●		black	9005			●			●	●	●	●	●	R 15 (1015) R 20 (1015) R 30 (1015) R >80 (1018)	hand drawn rail shower rail separation rail
	RAL	4	5	6	7	m																														
white	9010	●	●	●																																
natural			●	●	●																															
black	9005			●																																
4200 274 gr/m 	<table border="1"> <tr> <td></td> <td>RAL</td> <td>4</td> <td>5</td> <td>6</td> <td>7</td> <td>m</td> </tr> <tr> <td>white</td> <td>9010</td> <td></td> <td></td> <td>●</td> <td></td> <td></td> </tr> <tr> <td>natural</td> <td></td> <td></td> <td></td> <td>●</td> <td></td> <td></td> </tr> </table>		RAL	4	5	6	7	m	white	9010			●			natural				●			●	●	●	●	●	R 15 (1015) R >100 (1018)	hand drawn rail shower rail							
	RAL	4	5	6	7	m																														
white	9010			●																																
natural				●																																
4300 140 gr/m 	<table border="1"> <tr> <td></td> <td>RAL</td> <td>4</td> <td>5</td> <td>6</td> <td>7</td> <td>m</td> </tr> <tr> <td>PS</td> <td></td> <td></td> <td></td> <td>●</td> <td></td> <td></td> </tr> </table>		RAL	4	5	6	7	m	PS				●			●	●		●		-	hand drawn rail														
	RAL	4	5	6	7	m																														
PS				●																																
4300-PH 	<table border="1"> <tr> <td></td> <td>RAL</td> <td>4</td> <td>5</td> <td>6</td> <td>7</td> <td>m</td> </tr> <tr> <td>PS with standard hole punch type 'H'</td> <td></td> <td></td> <td></td> <td>●</td> <td></td> <td></td> </tr> </table>		RAL	4	5	6	7	m	PS with standard hole punch type 'H'				●			●	●		●																	
	RAL	4	5	6	7	m																														
PS with standard hole punch type 'H'				●																																
4301 172 gr/m 	<table border="1"> <tr> <td></td> <td>RAL</td> <td>4</td> <td>5</td> <td>6</td> <td>7</td> <td>m</td> </tr> <tr> <td>PS</td> <td></td> <td></td> <td></td> <td>●</td> <td></td> <td></td> </tr> </table>		RAL	4	5	6	7	m	PS				●			●	●		●		-	hand drawn rail														
	RAL	4	5	6	7	m																														
PS				●																																
4301-PH 	<table border="1"> <tr> <td></td> <td>RAL</td> <td>4</td> <td>5</td> <td>6</td> <td>7</td> <td>m</td> </tr> <tr> <td>PS with standard hole punch type 'H'</td> <td></td> <td></td> <td></td> <td>●</td> <td></td> <td></td> </tr> </table>		RAL	4	5	6	7	m	PS with standard hole punch type 'H'				●			●	●		●																	
	RAL	4	5	6	7	m																														
PS with standard hole punch type 'H'				●																																
4400 229 gr/m 	<table border="1"> <tr> <td></td> <td>RAL</td> <td>4</td> <td>5</td> <td>6</td> <td>7</td> <td>m</td> </tr> <tr> <td>white</td> <td>9010</td> <td></td> <td></td> <td>●</td> <td></td> <td></td> </tr> <tr> <td>natural</td> <td></td> <td></td> <td></td> <td>●</td> <td></td> <td></td> </tr> <tr> <td>black</td> <td>9005</td> <td></td> <td></td> <td>●</td> <td></td> <td></td> </tr> </table>		RAL	4	5	6	7	m	white	9010			●			natural				●			black	9005			●			●	●	●		●	R 15 (1015) R >80 (1018)	hand drawn rail
	RAL	4	5	6	7	m																														
white	9010			●																																
natural				●																																
black	9005			●																																
4600 137 gr/m 	<table border="1"> <tr> <td></td> <td>RAL</td> <td>4</td> <td>5</td> <td>6</td> <td>7</td> <td>m</td> </tr> <tr> <td>wit</td> <td>9010</td> <td></td> <td></td> <td>●</td> <td></td> <td></td> </tr> </table>		RAL	4	5	6	7	m	wit	9010			●			●	●	●			R 10 (1012) R 10 (1015) R >80 (1018)	hand drawn rail														
	RAL	4	5	6	7	m																														
wit	9010			●																																

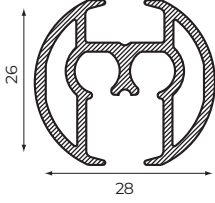
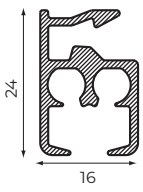
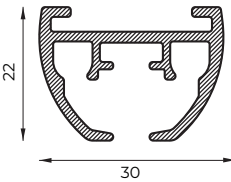
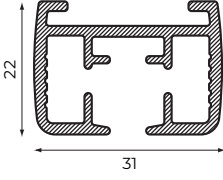
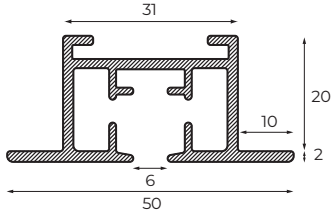
- White (W), black (ZW), natural metallic (NM) are powder coated finish, 'natural' is aluminium anodised finish.
 - All dimensions shown in mm, excluding manufacturing tolerances.
 - Bending: check the width of the glider channel opening after bending.
 - Colours or lengths not mentioned: on request.

Profile overview

wide channel	colours with RAL-code and length [m]	surface			fixing			bend radius [cm]		application																																												
		wood	concrete/ masonry		ceiling	wall	extension	(bending machine)																																														
4700																																																						
117 gr/m		<table border="1"> <tr><th>RAL</th><th>4</th><th>5</th><th>6</th><th>7</th><th>m</th></tr> <tr><td>white 9010</td><td></td><td></td><td>●</td><td></td><td></td></tr> <tr><td>natural</td><td></td><td></td><td>●</td><td></td><td></td></tr> <tr><td>black 9005</td><td></td><td></td><td>●</td><td></td><td></td></tr> </table>	RAL	4	5	6	7	m	white 9010			●			natural			●			black 9005			●			<table border="1"> <tr><th>wood</th><th>concrete/masonry</th><th></th></tr> <tr><td>●</td><td>●</td><td>●</td></tr> </table>	wood	concrete/masonry		●	●	●	<table border="1"> <tr><th>ceiling</th><th>wall</th><th>extension</th></tr> <tr><td>■</td><td>■</td><td>■</td></tr> </table>	ceiling	wall	extension	■	■	■	<table border="1"> <tr><th>R 10</th><th>(1012)</th></tr> <tr><td>●</td><td>●</td></tr> <tr><th>R 10</th><th>(1015)</th></tr> <tr><td>●</td><td>●</td></tr> <tr><th>R >80</th><th>(1018)</th></tr> <tr><td>●</td><td>●</td></tr> </table>	R 10	(1012)	●	●	R 10	(1015)	●	●	R >80	(1018)	●	●	hand drawn rail
RAL	4	5	6	7	m																																																	
white 9010			●																																																			
natural			●																																																			
black 9005			●																																																			
wood	concrete/masonry																																																					
●	●	●																																																				
ceiling	wall	extension																																																				
■	■	■																																																				
R 10	(1012)																																																					
●	●																																																					
R 10	(1015)																																																					
●	●																																																					
R >80	(1018)																																																					
●	●																																																					
4700-PB	with standard hole punch type 'B'	<table border="1"> <tr><th>RAL</th><th>4</th><th>5</th><th>6</th><th>7</th><th>m</th></tr> <tr><td>white 9010</td><td></td><td></td><td>●</td><td></td><td></td></tr> <tr><td>natural</td><td></td><td></td><td>●</td><td></td><td></td></tr> <tr><td>black 9005</td><td></td><td></td><td>●</td><td></td><td></td></tr> </table>	RAL	4	5	6	7	m	white 9010			●			natural			●			black 9005			●																														
RAL	4	5	6	7	m																																																	
white 9010			●																																																			
natural			●																																																			
black 9005			●																																																			
4700-PS	with special punch hole	On request																																																				
4701																																																						
137gr/m		<table border="1"> <tr><th>RAL</th><th>4</th><th>5</th><th>6</th><th>7</th><th>m</th></tr> <tr><td>white 9010</td><td></td><td></td><td>●</td><td></td><td></td></tr> <tr><td>natural</td><td></td><td></td><td>●</td><td></td><td></td></tr> </table>	RAL	4	5	6	7	m	white 9010			●			natural			●			<table border="1"> <tr><th>wood</th><th>concrete/masonry</th><th></th></tr> <tr><td>●</td><td>●</td><td>●</td></tr> </table>	wood	concrete/masonry		●	●	●	<table border="1"> <tr><th>ceiling</th><th>wall</th><th>extension</th></tr> <tr><td>■</td><td>■</td><td>■</td></tr> </table>	ceiling	wall	extension	■	■	■	<table border="1"> <tr><th>R 10</th><th>(1012)</th></tr> <tr><td>●</td><td>●</td></tr> <tr><th>R 10</th><th>(1015)</th></tr> <tr><td>●</td><td>●</td></tr> <tr><th>R >80</th><th>(1018)</th></tr> <tr><td>●</td><td>●</td></tr> </table>	R 10	(1012)	●	●	R 10	(1015)	●	●	R >80	(1018)	●	●	hand drawn rail						
RAL	4	5	6	7	m																																																	
white 9010			●																																																			
natural			●																																																			
wood	concrete/masonry																																																					
●	●	●																																																				
ceiling	wall	extension																																																				
■	■	■																																																				
R 10	(1012)																																																					
●	●																																																					
R 10	(1015)																																																					
●	●																																																					
R >80	(1018)																																																					
●	●																																																					
4701-PB	with standard hole punch type 'B'	<table border="1"> <tr><th>RAL</th><th>4</th><th>5</th><th>6</th><th>7</th><th>m</th></tr> <tr><td>white 9010</td><td></td><td></td><td>●</td><td></td><td></td></tr> <tr><td>natural</td><td></td><td></td><td>●</td><td></td><td></td></tr> </table>	RAL	4	5	6	7	m	white 9010			●			natural			●																																				
RAL	4	5	6	7	m																																																	
white 9010			●																																																			
natural			●																																																			
4701-PS	with special punch hole	On request																																																				
4702																																																						
		<table border="1"> <tr><th>RAL</th><th>4</th><th>5</th><th>6</th><th>7</th><th>m</th></tr> <tr><td>PS</td><td></td><td></td><td></td><td></td><td></td></tr> </table>	RAL	4	5	6	7	m	PS						<table border="1"> <tr><th>wood</th><th>concrete/masonry</th><th></th></tr> <tr><td>●</td><td>●</td><td>●</td></tr> </table>	wood	concrete/masonry		●	●	●	<table border="1"> <tr><th>ceiling</th><th>wall</th><th>extension</th></tr> <tr><td>■</td><td>■</td><td>■</td></tr> </table>	ceiling	wall	extension	■	■	■	<table border="1"> <tr><th>R 10</th><th>(1012)</th></tr> <tr><td>●</td><td>●</td></tr> <tr><th>R 10</th><th>(1015)</th></tr> <tr><td>●</td><td>●</td></tr> <tr><th>R >80</th><th>(1018)</th></tr> <tr><td>●</td><td>●</td></tr> </table>	R 10	(1012)	●	●	R 10	(1015)	●	●	R >80	(1018)	●	●	hand drawn rail												
RAL	4	5	6	7	m																																																	
PS																																																						
wood	concrete/masonry																																																					
●	●	●																																																				
ceiling	wall	extension																																																				
■	■	■																																																				
R 10	(1012)																																																					
●	●																																																					
R 10	(1015)																																																					
●	●																																																					
R >80	(1018)																																																					
●	●																																																					
4702-PS	with special punch hole	On request																																																				
4703																																																						
93 gr/m		<table border="1"> <tr><th>RAL</th><th>4</th><th>5</th><th>6</th><th>7</th><th>m</th></tr> <tr><td>PS</td><td></td><td></td><td></td><td></td><td></td></tr> </table>	RAL	4	5	6	7	m	PS						<table border="1"> <tr><th>wood</th><th>concrete/masonry</th><th></th></tr> <tr><td>●</td><td>●</td><td>●</td></tr> </table>	wood	concrete/masonry		●	●	●	<table border="1"> <tr><th>ceiling</th><th>wall</th><th>extension</th></tr> <tr><td>■</td><td>■</td><td>■</td></tr> </table>	ceiling	wall	extension	■	■	■	<table border="1"> <tr><th>R 10</th><th>(1012)</th></tr> <tr><td>●</td><td>●</td></tr> <tr><th>R 10</th><th>(1015)</th></tr> <tr><td>●</td><td>●</td></tr> <tr><th>R >80</th><th>(1018)</th></tr> <tr><td>●</td><td>●</td></tr> </table>	R 10	(1012)	●	●	R 10	(1015)	●	●	R >80	(1018)	●	●	hand drawn rail												
RAL	4	5	6	7	m																																																	
PS																																																						
wood	concrete/masonry																																																					
●	●	●																																																				
ceiling	wall	extension																																																				
■	■	■																																																				
R 10	(1012)																																																					
●	●																																																					
R 10	(1015)																																																					
●	●																																																					
R >80	(1018)																																																					
●	●																																																					
4703-PS	with special punch hole	On request																																																				
4800																																																						
231 gr/m		<table border="1"> <tr><th>RAL</th><th>4</th><th>5</th><th>6</th><th>7</th><th>m</th></tr> <tr><td>white 9010</td><td>●</td><td>●</td><td>●</td><td>●</td><td></td></tr> <tr><td>natural</td><td></td><td></td><td>●</td><td></td><td></td></tr> <tr><td>black 9005</td><td></td><td></td><td>●</td><td></td><td></td></tr> </table>	RAL	4	5	6	7	m	white 9010	●	●	●	●		natural			●			black 9005			●			<table border="1"> <tr><th>wood</th><th>concrete/masonry</th><th></th></tr> <tr><td>●</td><td>●</td><td>●</td></tr> </table>	wood	concrete/masonry		●	●	●	<table border="1"> <tr><th>ceiling</th><th>wall</th><th>extension</th></tr> <tr><td>■</td><td>■</td><td>■</td></tr> </table>	ceiling	wall	extension	■	■	■	<table border="1"> <tr><th>R 15</th><th>(1015)</th></tr> <tr><td>●</td><td>●</td></tr> <tr><th>R >100</th><th>(1018)</th></tr> <tr><td>●</td><td>●</td></tr> </table>	R 15	(1015)	●	●	R >100	(1018)	●	●	hand drawn rail				
RAL	4	5	6	7	m																																																	
white 9010	●	●	●	●																																																		
natural			●																																																			
black 9005			●																																																			
wood	concrete/masonry																																																					
●	●	●																																																				
ceiling	wall	extension																																																				
■	■	■																																																				
R 15	(1015)																																																					
●	●																																																					
R >100	(1018)																																																					
●	●																																																					
4900																																																						
97 gr/m																																																						
4900-PG	with standard hole punch type 'G'	<table border="1"> <tr><th>RAL</th><th>4</th><th>5</th><th>6</th><th>7</th><th>m</th></tr> <tr><td>white 9010</td><td></td><td></td><td>●</td><td></td><td></td></tr> <tr><td>natural</td><td></td><td></td><td>●</td><td></td><td></td></tr> </table>	RAL	4	5	6	7	m	white 9010			●			natural			●				<table border="1"> <tr><th>R 10</th><th>(1012)</th></tr> <tr><td>●</td><td>●</td></tr> <tr><th>R 10</th><th>(1015)</th></tr> <tr><td>●</td><td>●</td></tr> <tr><th>R >80</th><th>(1018)</th></tr> <tr><td>●</td><td>●</td></tr> </table>	R 10	(1012)	●	●	R 10	(1015)	●	●	R >80	(1018)	●	●	hand drawn rail																			
RAL	4	5	6	7	m																																																	
white 9010			●																																																			
natural			●																																																			
R 10	(1012)																																																					
●	●																																																					
R 10	(1015)																																																					
●	●																																																					
R >80	(1018)																																																					
●	●																																																					

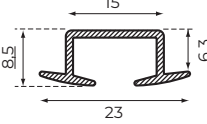
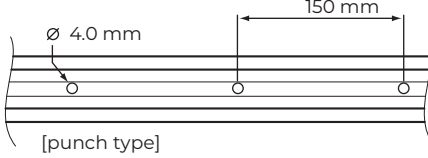
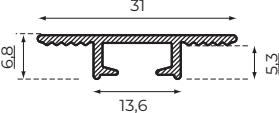
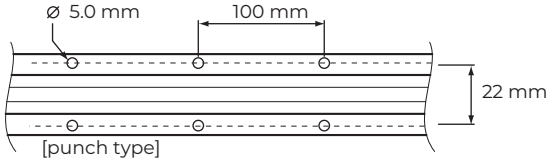
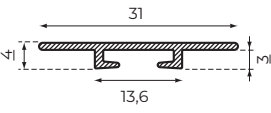
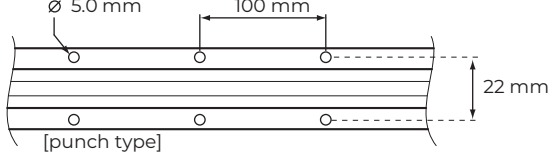
- White (W), black (ZW), natural metallic (NM) are powder coated finish, 'natural' is aluminium anodised finish.
 - All dimensions shown in mm, excluding manufacturing tolerances.
 - Bending: check the width of the glider channel opening after bending.
 - Colours or lengths not mentioned: on request.

Profile overview

wide channel	colours with RAL-code and length [m]	surface		fixing			bend radius [cm]		application																																		
		wood	concrete/masonry	ceiling	wall	extension	(bending machine)																																				
5100 522 gr/m	<table border="1"> <thead> <tr> <th></th> <th>RAL</th> <th>4</th> <th>5</th> <th>6</th> <th>7</th> <th>m</th> </tr> </thead> <tbody> <tr> <td>white</td> <td>9010</td> <td>•</td> <td>•</td> <td>•</td> <td>•</td> <td></td> </tr> <tr> <td>natural</td> <td></td> <td>•</td> <td>•</td> <td>•</td> <td>•</td> <td></td> </tr> <tr> <td>black</td> <td>9005</td> <td></td> <td></td> <td></td> <td>•</td> <td></td> </tr> </tbody> </table>		RAL	4	5	6	7	m	white	9010	•	•	•	•		natural		•	•	•	•		black	9005				•		•	•	•	•	•	R 15 (1015) R 25 (1015) R >100 (1018)	hand drawn rail privacy rail corded rail shower rail							
	RAL	4	5	6	7	m																																					
white	9010	•	•	•	•																																						
natural		•	•	•	•																																						
black	9005				•																																						
																																											
5300 345 gr/m	<table border="1"> <thead> <tr> <th></th> <th>RAL</th> <th>4</th> <th>5</th> <th>6</th> <th>7</th> <th>m</th> </tr> </thead> <tbody> <tr> <td>white</td> <td>9010</td> <td></td> <td></td> <td>•</td> <td>•</td> <td></td> </tr> <tr> <td>natural</td> <td>9006</td> <td></td> <td></td> <td></td> <td>•</td> <td></td> </tr> <tr> <td>metallic</td> <td></td> <td></td> <td></td> <td></td> <td></td> <td></td> </tr> </tbody> </table>		RAL	4	5	6	7	m	white	9010			•	•		natural	9006				•		metallic							•	•	•	•	•	R 15 (1015) R 20 (1015) R 25 (1015) R >100 (1018)	corded rail							
	RAL	4	5	6	7	m																																					
white	9010			•	•																																						
natural	9006				•																																						
metallic																																											
																																											
5600 492 gr/m	<table border="1"> <thead> <tr> <th></th> <th>RAL</th> <th>4</th> <th>5</th> <th>6</th> <th>7</th> <th>m</th> </tr> </thead> <tbody> <tr> <td>white</td> <td>9010</td> <td></td> <td></td> <td>•</td> <td>•</td> <td></td> </tr> <tr> <td>natural</td> <td></td> <td></td> <td></td> <td>•</td> <td>•</td> <td></td> </tr> <tr> <td>metallic</td> <td>9006</td> <td></td> <td></td> <td>•</td> <td>•</td> <td></td> </tr> </tbody> </table>		RAL	4	5	6	7	m	white	9010			•	•		natural				•	•		metallic	9006			•	•		•	•	•	•	•	R 20 (1015) R 30 (1015) R >100 (1018)	hand drawn rail koordbediend							
	RAL	4	5	6	7	m																																					
white	9010			•	•																																						
natural				•	•																																						
metallic	9006			•	•																																						
																																											
6200 567 gr/m	<table border="1"> <thead> <tr> <th></th> <th>RAL</th> <th>4</th> <th>5</th> <th>6</th> <th>7</th> <th>m</th> </tr> </thead> <tbody> <tr> <td>white</td> <td>9010</td> <td>•</td> <td>•</td> <td>•</td> <td>•</td> <td></td> </tr> <tr> <td>natural</td> <td>9006</td> <td></td> <td></td> <td>•</td> <td></td> <td></td> </tr> <tr> <td>metallic</td> <td></td> <td></td> <td></td> <td></td> <td></td> <td></td> </tr> <tr> <td>black</td> <td>9005</td> <td></td> <td></td> <td></td> <td>•</td> <td></td> </tr> </tbody> </table>		RAL	4	5	6	7	m	white	9010	•	•	•	•		natural	9006			•			metallic							black	9005				•		•	•	•	•	•	R 20 (1015) R 30 (1015) R 40 on request R 50 on request R >100 (1018)	hand drawn rail electrically operated
	RAL	4	5	6	7	m																																					
white	9010	•	•	•	•																																						
natural	9006			•																																							
metallic																																											
black	9005				•																																						
																																											
6201 642 gr/m	<table border="1"> <thead> <tr> <th></th> <th>RAL</th> <th>4</th> <th>5</th> <th>6</th> <th>7</th> <th>m</th> </tr> </thead> <tbody> <tr> <td>white</td> <td>9010</td> <td></td> <td></td> <td>•</td> <td></td> <td></td> </tr> </tbody> </table>		RAL	4	5	6	7	m	white	9010			•			•	•	• (recessed)			bending on request	electrically operated																					
	RAL	4	5	6	7	m																																					
white	9010			•																																							
																																											

- White (W), black (ZW), natural metallic (NM) are powder coated finish, 'natural' is aluminium anodised finish.
 - All dimensions shown in mm, excluding manufacturing tolerances.
 - Bending: check the width of the glider channel opening after bending.
 - Colours or lengths not mentioned: on request.

Profile overview

wide channel - recessed & plaster in	colours with RAL-code and length [m]	surface	fixing			bend radius [cm] (bending machine)	application
		wood concrete/ masonry	ceiling	wall	extension		
4901 127 gr/m recessed	RAL 4 5 6 7 m white 9016 ● black 9005 ●	● ● ●	●	●	●	R 10 (1015) R > 100 (1018)	hand drawn rail
							
4902 159 gr/m screw + plaster in	RAL 4 5 6 7 m white 9016 ● black 9005 ●	● ● ●					hand drawn rail
							
4903 124 gr/m screw + plaster in	RAL 4 5 6 7 m white 9016 ●	● ● ●					hand drawn rail
							

- White (W), black (ZW), natural metallic (NM) are powder coated finish, 'natural' is aluminium anodised finish.
 - All dimensions shown in mm, excluding manufacturing tolerances.
 - Bending: check the width of the glider channel opening after bending.
 - Colours or lengths not mentioned: on request.

Profile overview

small multi channel	colours with RAL-code and length [m]	surface		fixing			bend radius [cm] (bending machine)	application														
		wood	concrete/masonry	ceiling	wall	extension																
2900 215 gr/m	<table border="0"> <tr> <td></td> <td>RAL</td> <td>4</td> <td>5</td> <td>6</td> <td>7</td> <td>m</td> </tr> <tr> <td>white</td> <td>9010</td> <td></td> <td>●</td> <td></td> <td></td> <td></td> </tr> </table>		RAL	4	5	6	7	m	white	9010		●				●	●	●		●	R 15 (1015) R 20 (1015) R >150 (1018)	hand drawn rail
	RAL	4	5	6	7	m																
white	9010		●																			
2901 274 gr/m	<table border="0"> <tr> <td></td> <td>RAL</td> <td>4</td> <td>5</td> <td>6</td> <td>7</td> <td>m</td> </tr> <tr> <td>white</td> <td>9010</td> <td>●</td> <td>●</td> <td></td> <td></td> <td></td> </tr> </table>		RAL	4	5	6	7	m	white	9010	●	●				●	●	●		●	R 20 (1015) R 25 (1015) R >150 (1018)	hand drawn rail
	RAL	4	5	6	7	m																
white	9010	●	●																			
2904 488 gr/m	<table border="0"> <tr> <td></td> <td>RAL</td> <td>4</td> <td>5</td> <td>6</td> <td>7</td> <td>m</td> </tr> <tr> <td>white</td> <td>9010</td> <td>●</td> <td>●</td> <td></td> <td></td> <td></td> </tr> </table>		RAL	4	5	6	7	m	white	9010	●	●				●	●	●		●	-	hand drawn rail
	RAL	4	5	6	7	m																
white	9010	●	●																			
2905 732 gr/m	<table border="0"> <tr> <td></td> <td>RAL</td> <td>4</td> <td>5</td> <td>6</td> <td>7</td> <td>m</td> </tr> <tr> <td>white</td> <td>9010</td> <td>●</td> <td>●</td> <td></td> <td></td> <td></td> </tr> </table>		RAL	4	5	6	7	m	white	9010	●	●				●	●	●		●	-	hand drawn rail
	RAL	4	5	6	7	m																
white	9010	●	●																			
2906 741 gr/m	<table border="0"> <tr> <td></td> <td>RAL</td> <td>4</td> <td>5</td> <td>6</td> <td>7</td> <td>m</td> </tr> <tr> <td>white</td> <td>9010</td> <td>●</td> <td>●</td> <td></td> <td></td> <td></td> </tr> </table>		RAL	4	5	6	7	m	white	9010	●	●				●	●	●		●	-	hand drawn rail
	RAL	4	5	6	7	m																
white	9010	●	●																			

- White (W), black (ZW), natural metallic (NM) are powder coated finish, 'natural' is aluminium anodised finish.
 - All dimensions shown in mm, excluding manufacturing tolerances.
 - Bending: check the width of the glider channel opening after bending.
 - Colours or lengths not mentioned: on request.

Profile overview

wide multi channel	colours with RAL-code and length [m]	surface		fixing			bend radius [cm] (bending machine)	application
		wood	concrete/ masonry	ceiling	wall	extension		
4520 373 gr/m	PS 30 43	•	•	•	•	-	hand drawn rail	
4530 733 gr/m	PS 23 83 46	•	•	•	•	-	hand drawn rail	
4540 665 gr/m	PS 30 60 73	•	•	•	-	-	hand drawn rail	
4550 691 gr/m	PS 60 100	•	•	•	-	-	hand drawn rail	
4560 853 gr/m	PS 35 40 30 110 40	•	•	•	-	-	hand drawn rail	

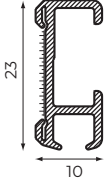

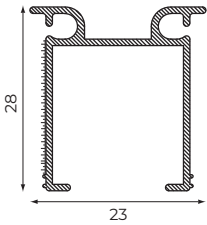
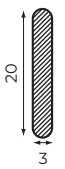



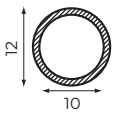

- White (W), black (ZW), natural metallic (NM) are powder coated finish, 'natural' is aluminium anodised finish.
 - All dimensions shown in mm, excluding manufacturing tolerances.
 - Bending: check the width of the glider channel opening after bending.
 - Colours or lengths not mentioned: on request.

Profile overview

panel system	colours with RAL-code and length [m]	surface		fixing			bend radius [cm] (bending machine)	application																	
		wood	concrete/masonry	ceiling	wall	extension																			
7320 378 gr/m	<table border="1"> <tr> <td></td> <td>RAL</td> <td>4</td> <td>5</td> <td>6</td> <td>7 m</td> </tr> <tr> <td>white</td> <td>9010</td> <td>●</td> <td>●</td> <td></td> <td></td> </tr> <tr> <td>natural metallic</td> <td>9006</td> <td>●</td> <td>●</td> <td></td> <td></td> </tr> </table>		RAL	4	5	6	7 m	white	9010	●	●			natural metallic	9006	●	●			●	●	●	●	-	panel track
	RAL	4	5	6	7 m																				
white	9010	●	●																						
natural metallic	9006	●	●																						
7330 539 gr/m	<table border="1"> <tr> <td></td> <td>RAL</td> <td>4</td> <td>5</td> <td>6</td> <td>7 m</td> </tr> <tr> <td>white</td> <td>9010</td> <td>●</td> <td>●</td> <td></td> <td></td> </tr> <tr> <td>natural metallic</td> <td>9006</td> <td>●</td> <td>●</td> <td></td> <td></td> </tr> </table>		RAL	4	5	6	7 m	white	9010	●	●			natural metallic	9006	●	●			●	●	●	●	-	panel track
	RAL	4	5	6	7 m																				
white	9010	●	●																						
natural metallic	9006	●	●																						
7340 707 gr/m	<table border="1"> <tr> <td></td> <td>RAL</td> <td>4</td> <td>5</td> <td>6</td> <td>7 m</td> </tr> <tr> <td>white</td> <td>9010</td> <td>●</td> <td>●</td> <td></td> <td></td> </tr> <tr> <td>natural metallic</td> <td>9006</td> <td>●</td> <td>●</td> <td></td> <td></td> </tr> </table>		RAL	4	5	6	7 m	white	9010	●	●			natural metallic	9006	●	●			●	●	●	●	-	panel track
	RAL	4	5	6	7 m																				
white	9010	●	●																						
natural metallic	9006	●	●																						
7350 852 gr/m	<table border="1"> <tr> <td></td> <td>RAL</td> <td>4</td> <td>5</td> <td>6</td> <td>7 m</td> </tr> <tr> <td>white</td> <td>9010</td> <td>●</td> <td>●</td> <td></td> <td></td> </tr> <tr> <td>natural metallic</td> <td>9006</td> <td>●</td> <td>●</td> <td></td> <td></td> </tr> </table>		RAL	4	5	6	7 m	white	9010	●	●			natural metallic	9006	●	●			●	●	●	●	-	panel track
	RAL	4	5	6	7 m																				
white	9010	●	●																						
natural metallic	9006	●	●																						
7301-N 148 gr/m	<table border="1"> <tr> <td></td> <td>RAL</td> <td>4</td> <td>5</td> <td>6</td> <td>7 m</td> </tr> <tr> <td>natural</td> <td></td> <td></td> <td></td> <td>●</td> <td></td> </tr> </table>		RAL	4	5	6	7 m	natural				●						-	panel track						
	RAL	4	5	6	7 m																				
natural				●																					
7301-W 143 gr/m	<table border="1"> <tr> <td></td> <td>RAL</td> <td>4</td> <td>5</td> <td>6</td> <td>7 m</td> </tr> <tr> <td>white</td> <td>9010</td> <td></td> <td></td> <td>●</td> <td></td> </tr> </table>		RAL	4	5	6	7 m	white	9010			●						-	panel track						
	RAL	4	5	6	7 m																				
white	9010			●																					

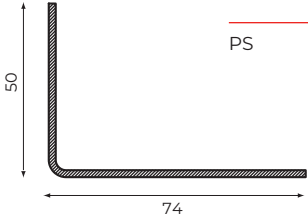
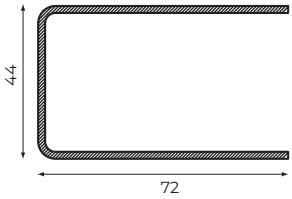
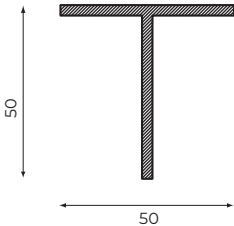
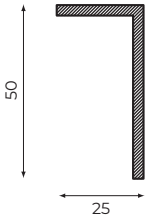
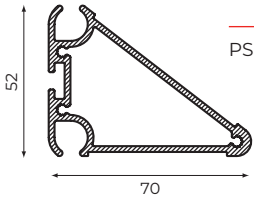
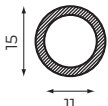
- White (W), black (ZW), natural metallic (NM) are powder coated finish, 'natural' is aluminium anodised finish.
 - All dimensions shown in mm, excluding manufacturing tolerances.
 - Bending: check the width of the glider channel opening after bending.
 - Colours or lengths not mentioned: on request.

Profile overview

roman blind profiles		colours with RAL-code and length [m]	surface	fixing			bend radius [cm]	application																					
			wood	concrete/ masonry	ceiling	wall	extension	(bending machine)																					
7400																													
190 gr/m		<table border="1"> <thead> <tr> <th>RAL</th> <th>4</th> <th>5</th> <th>6</th> <th>7 m</th> </tr> </thead> <tbody> <tr> <td>white 9010</td> <td></td> <td></td> <td>●</td> <td></td> </tr> <tr> <td>natural</td> <td></td> <td></td> <td>●</td> <td></td> </tr> </tbody> </table>	RAL	4	5	6	7 m	white 9010			●		natural			●		●	●	●	●	●	R 10 (1015)	roman blind					
RAL	4	5	6	7 m																									
white 9010			●																										
natural			●																										
7411																													
75 gr/m	drive shaft 	<table border="1"> <thead> <tr> <th></th> <th>4</th> <th>5</th> <th>6</th> <th>7 m</th> </tr> </thead> <tbody> <tr> <td>natural</td> <td></td> <td></td> <td>●</td> <td></td> </tr> </tbody> </table>		4	5	6	7 m	natural			●							-	roman blind										
	4	5	6	7 m																									
natural			●																										
7800																													
285 gr/m		<table border="1"> <thead> <tr> <th>RAL</th> <th>4</th> <th>5</th> <th>6</th> <th>7 m</th> </tr> </thead> <tbody> <tr> <td>white 9010</td> <td>●</td> <td>●</td> <td></td> <td></td> </tr> <tr> <td>natural</td> <td>●</td> <td>●</td> <td></td> <td></td> </tr> <tr> <td>metallic 9006</td> <td></td> <td></td> <td></td> <td></td> </tr> </tbody> </table>	RAL	4	5	6	7 m	white 9010	●	●			natural	●	●			metallic 9006					●	●	●	●		-	roman blind
RAL	4	5	6	7 m																									
white 9010	●	●																											
natural	●	●																											
metallic 9006																													
7490-203R																													
165 gr/m		<table border="1"> <thead> <tr> <th>RAL</th> <th>4</th> <th>5</th> <th>6</th> <th>7 m</th> </tr> </thead> <tbody> <tr> <td>white 9010</td> <td></td> <td></td> <td>●</td> <td></td> </tr> <tr> <td>natural</td> <td></td> <td></td> <td>●</td> <td></td> </tr> </tbody> </table>	RAL	4	5	6	7 m	white 9010			●		natural			●							-	roman blind					
RAL	4	5	6	7 m																									
white 9010			●																										
natural			●																										
7490-206R																													
318 gr/m		<table border="1"> <thead> <tr> <th>RAL</th> <th>4</th> <th>5</th> <th>6</th> <th>7 m</th> </tr> </thead> <tbody> <tr> <td>white 9010</td> <td></td> <td></td> <td>●</td> <td></td> </tr> <tr> <td>natural</td> <td></td> <td></td> <td>●</td> <td></td> </tr> </tbody> </table>	RAL	4	5	6	7 m	white 9010			●		natural			●							-	roman blind					
RAL	4	5	6	7 m																									
white 9010			●																										
natural			●																										
stiffening rods																													
7491-5-N																													
56 gr/m		<table border="1"> <thead> <tr> <th></th> <th>4</th> <th>5</th> <th>6</th> <th>7 m</th> </tr> </thead> <tbody> <tr> <td>natural</td> <td></td> <td></td> <td>●</td> <td></td> </tr> </tbody> </table>		4	5	6	7 m	natural			●							-	roman blind										
	4	5	6	7 m																									
natural			●																										
7492-08-N																													
62 gr/m		<table border="1"> <thead> <tr> <th></th> <th>4</th> <th>5</th> <th>6</th> <th>7 m</th> </tr> </thead> <tbody> <tr> <td>natural</td> <td></td> <td></td> <td>●</td> <td></td> </tr> </tbody> </table>		4	5	6	7 m	natural			●							-	roman blind										
	4	5	6	7 m																									
natural			●																										
7492-12-N																													
97 gr/m		<table border="1"> <thead> <tr> <th></th> <th>4</th> <th>5</th> <th>6</th> <th>7 m</th> </tr> </thead> <tbody> <tr> <td>natural</td> <td></td> <td></td> <td>●</td> <td></td> </tr> </tbody> </table>		4	5	6	7 m	natural			●							-	roman blind										
	4	5	6	7 m																									
natural			●																										
7499-4-PH																													
16 gr/m plexiglass		<table border="1"> <thead> <tr> <th></th> <th>4</th> <th>5</th> <th>6</th> <th>7 m</th> </tr> </thead> <tbody> <tr> <td>transparent</td> <td>●</td> <td></td> <td></td> <td></td> </tr> </tbody> </table>		4	5	6	7 m	transparent	●									-	roman blind										
	4	5	6	7 m																									
transparent	●																												

- White (W), black (ZW), natural metallic (NM) are powder coated finish, 'natural' is aluminium anodised finish.
 - All dimensions shown in mm, excluding manufacturing tolerances.
 - Bending: check the width of the glider channel opening after bending.
 - Colours or lengths not mentioned: on request.

Profile overview

wintergarden profiles	colours with RAL-code and length [m]	surface		fixing			bend radius [cm] (bending machine)	application
		wood	concrete/ masonry	ceiling	wall	extension		
6500-LP 650 gr/m	PS						-	wintergarden
								
6500-UP 975 gr/m	PS						-	wintergarden
								
6555-TP 786 gr/m	>> wintergarden system 6500 fixing profiles						-	wintergarden
	PS							
6555-LP 584 gr/m	PS						-	wintergarden
								
6701 975 gr/m	PS						-	wintergarden
								
4158 196 gr/m	>> wintergarden system 6500 drive shaft						-	wintergarden
	RAL	4	5	6	7	m		
	white	9010		●				
	natural			●				

- White (W), black (ZW), natural metallic (NM) are powder coated finish, 'natural' is aluminium anodised finish.
 - All dimensions shown in mm, excluding manufacturing tolerances.
 - Bending: check the width of the glider channel opening after bending.
 - Colours or lengths not mentioned: on request.