



4100

hand-drawn

for light, medium- and heavy-weight curtains

Strong & slim-looking

4100



hand-drawn

for light, medium- and heavy-weight curtains


Strong & slim-looking

The Qurails 4100 profile is the strongest rail in our assortment. Its slim and sleek industrial look makes it fit for many interiors. It can be easily mounted in various ways on a wall, ceiling or hanging free. A very popular track that can be used in a wide variety of situations, such as private homes, but also in office buildings and in the care sector.

- The ideal track for lightweight, medium-heavy or heavy curtains.
- Easy to bend and exceptional quality.
- Can be forward or reverse bent in different radii.
- Compatible with the Qurails Flow System for regularly pleated curtains.
- Silent and smooth running, also round bends.
- Compatible with LRS gliders.



Standard colours



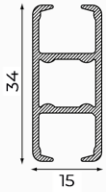
Features

Material:	aluminium
Colour:	white, natural anodised, black
Dimensions:	34 x 15 mm
Weight profile:	405 gr/m
Mounting:	wall or ceiling

High quality, wear-resistant coating, highly colourfast, UV-resistant.
Other RAL colours & special coatings on request.

Profile specifications

Aluminium profile:



Colours with RAL code and lengths (m):

	RAL	4	5	6	7
white	9010		•	•	•
naturel			•	•	
black	9005			•	

Ondergrond:

- wood
- masonry/concrete

Bracket type:

- ceiling bracket
- wall bracket
- spacer bracket

Bending:

bending radius	bending tool
R 15 cm	1015
R 20 cm	1015
R 30 cm	1015
R > 80 cm	1018

R 15 cm

R > 100 cm

Flow

The Goelst Flow System keeps pleats in curtains consistent. It can be used with small and wide channel tracks and, because of the broad assortment of components, it can be integrated in hand-drawn, cord-pulled and electrically operated systems.

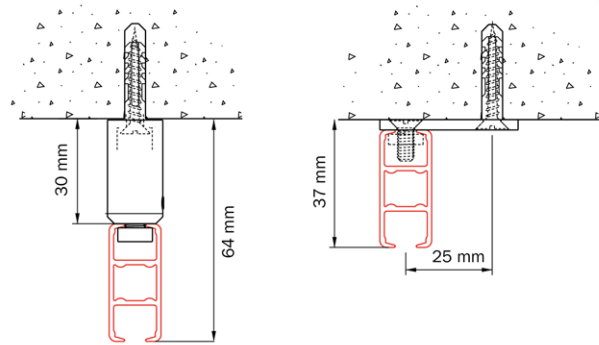
The Flow System can also be used with curved curtain tracks. For further information, see the Flow product data sheet.

Specification guide

Material

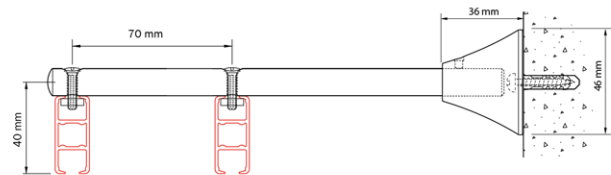
- Aluminium EN AW-6060-T66.
- Anodised in accordance with the Qualanod standard.
- Powder coated in accordance with the Qualicoat standard.

Mounting

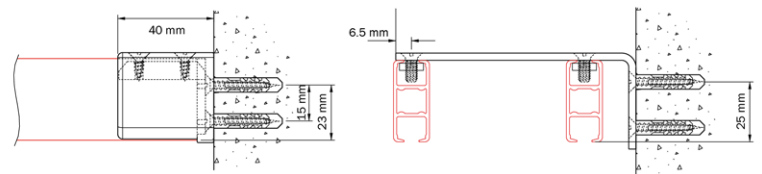


Ceiling mounting with mini-suspension hanger 4254

Ceiling mounting with fixing plate 4135

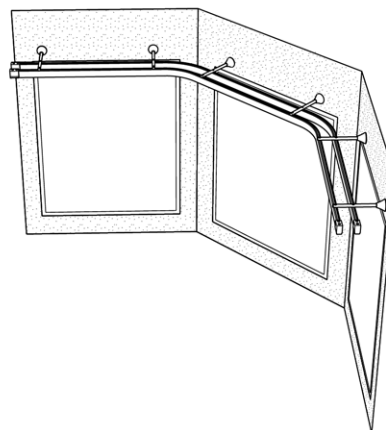


Mounting with adjustable extension bracket

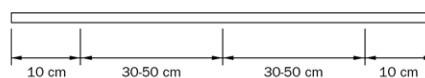


Wall mounting with end bracket 4149 Mounting with extension bracket 4115

Application example



Mounting guideline

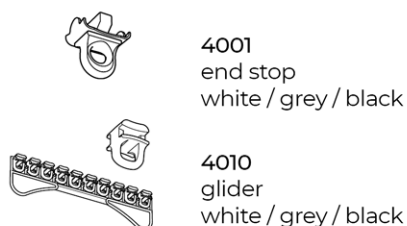


The distance between the brackets can vary depending on the following factors: the mounting surface (wood, concrete or plaster), the weight of the curtains and the curtain fabric production method, the specific application and the system usage intensity. General advice: with the curtains open, place additional brackets where the pleats bunch together. Also place additional brackets before and after bends.



Standard parts


Curtain transport



Mounting

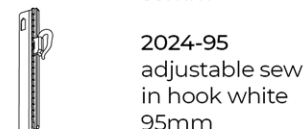
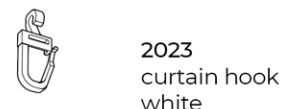
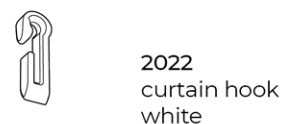
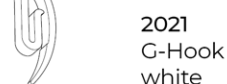
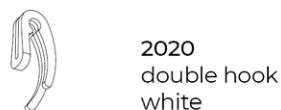
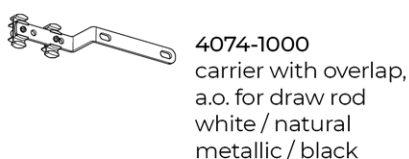
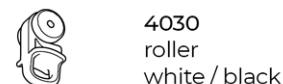
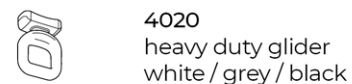

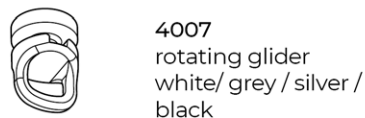
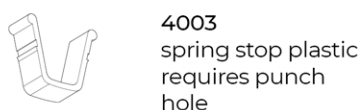
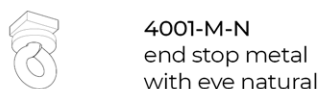


Accessories

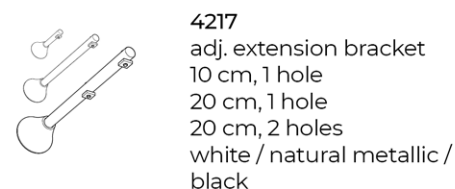
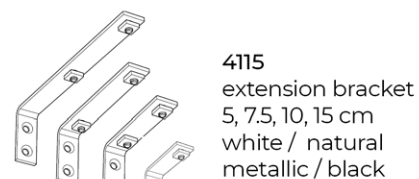
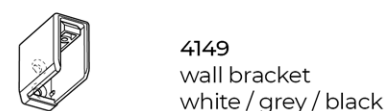
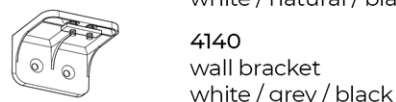


Optional parts



Curtain transport



Mounting



Accessories



Technical specifications are subject to change without prior notice.

Copyright: Photography The Duke, Dré Wouters, The Art of Living magazine

Qurails[®]
Powered by GOELST.