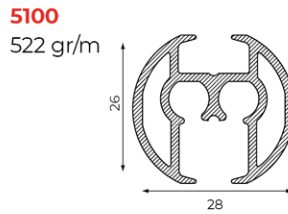


# 5100



## mounting ceiling, wall & blind

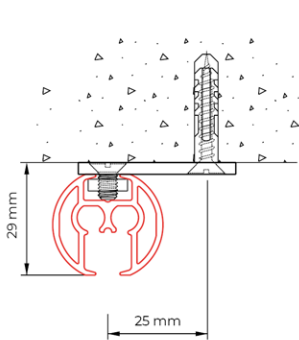
### profile



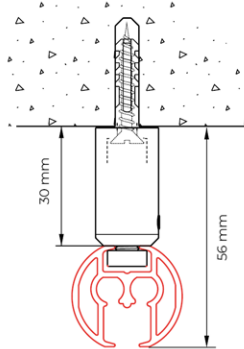
### bending

**radius cm**  
R 15 (1015)  
R 20 (1015)  
R 30 (1015)  
R >80 (1018)

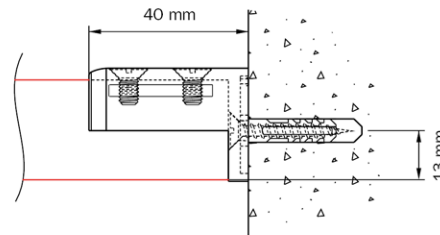
### filler position



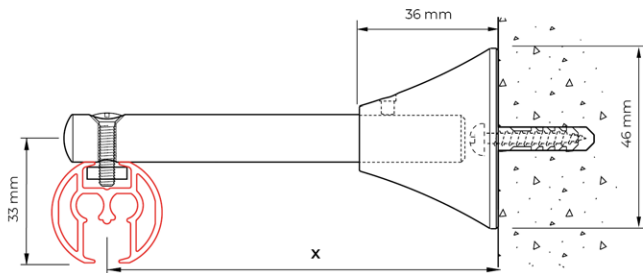
ceiling mounting 5100  
with ceiling bracket 5135



ceiling mounting 5100  
with mini suspension hanger 4254



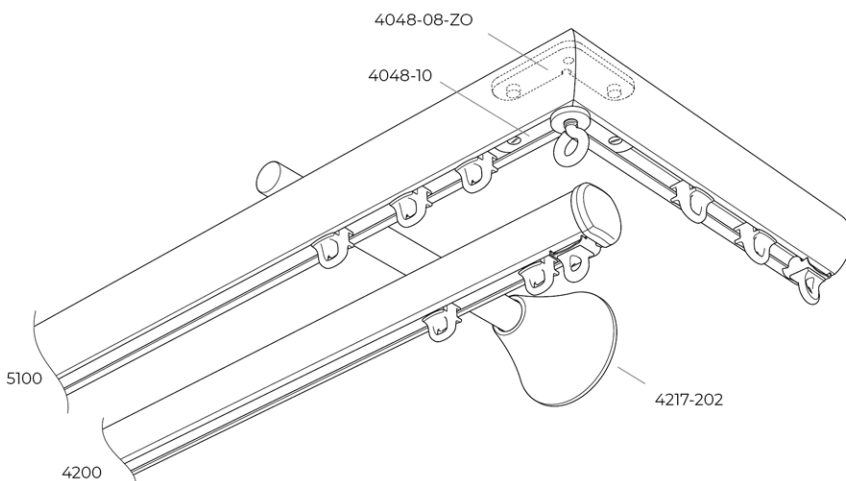
wall mounting 5100  
with wall support 5149



wall mounting with adjustable extension bracket 4217-101,  
bracket can be cut back to x = 50mm

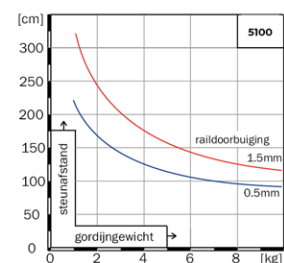
	x (mm)	x min. (mm)
4217-101	100	50
4217-201	200	50
4217-202	200	50

## Combination example



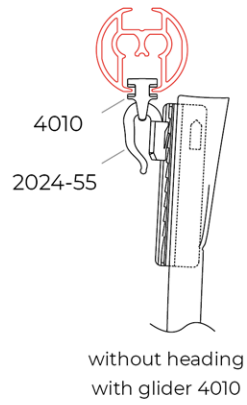
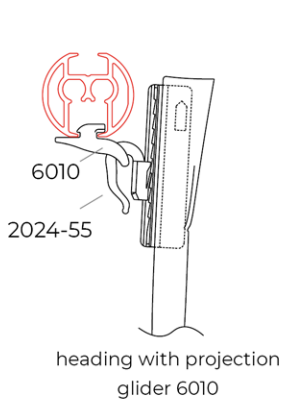
Combination example of the 4200 and 5100 with extension bracket 4217-202. A return has been created with the help of corner connections 4048-10 and 4048-08-ZO. Instead of the 4200, systems like the 7300 (panel systems) and 7800 (roman blinds) could also be placed.

## G-Norm



## Application example

---



Thanks to the projection of glider 6010, a heading can be created when using a rounded rail, without the rail tilting the top part of the curtain.