



5100

hand-drawn

for light, medium- and heavy-weight curtains

Stylish track with abundant possibilities

5100



hand-drawn

for light, medium- and heavy-weight curtains

stylish & versatile

The Qurails 5100 track combines the looks of a classic curtain pole with the comfort of a high-quality curtain rail. The curtains glide smoothly virtually without sound. It can be easily mounted in various ways on a wall or ceiling. A very popular track that can be used in a wide variety of situations, such as private homes, but also in office buildings and in the care sector.

- The ideal track for lightweight, medium-heavy or heavy curtains.
- Easy to bend and exceptional quality.
- Can be forward or reverse bent in different radii.
- Compatible with the Goelst Flow System for regularly pleated curtains.
- Silent and smooth running, also round bends.
- Compatible with LRS gliders.



Standard colours



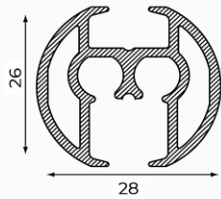
Features

Material:	aluminium
Colour:	white, natural anodised, black
Afmetingen:	26 x 28 mm
Weight profile:	522 gr/m ¹
Mounting:	wall or ceiling

High quality, wear-resistant coating, highly colourfast, UV-resistant.
Other RAL colours & special coatings on request.

Profile specifications

Aluminium profile:



Colours with RAL code and lengths (m):

	RAL	4	5	6	7
white	9010		•	•	•
natural			•	•	•
black	9005			•	

Mounting surface:

- wood
- masonry/concrete

Bracket type:

- ceiling bracket
- wall bracket
- spacer bracket

Bending:

bending radius	bending tool
R 15 cm	1015
R 25 cm	1015
R > 80 cm	1018

R 10 cm

R > 80 cm

Flow

The Qurails Flow System keeps pleats in curtains consistent. It can be used with small and wide channel tracks and, because of the broad assortment of components, it can be integrated in hand-drawn, cord-pulled and electrically operated systems.

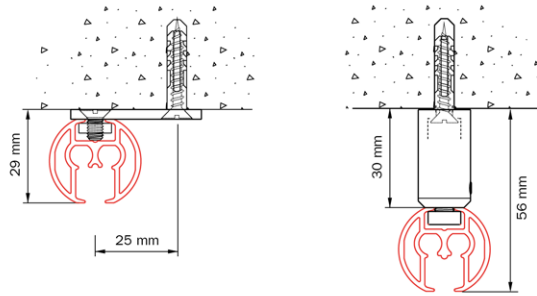
The Flow System can also be used with curved curtain tracks. For further information, see the Flow product data sheet.

Specification guide

Material

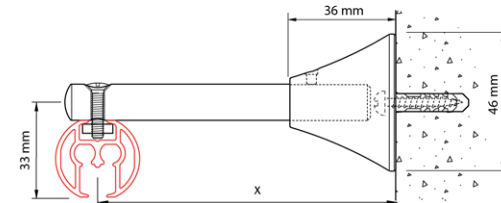
- Aluminium EN AW-6060-T66.
- Anodised in accordance with the Qualanod standard.
- Powder coated in accordance with the Qualicoat standard.

Montage

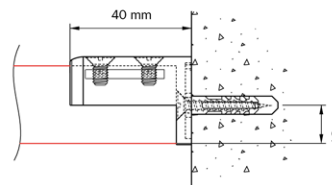


Wall mounting 5100 with ceiling bracket 5135

Wall mounting 5100 with mini suspension hanger 4254



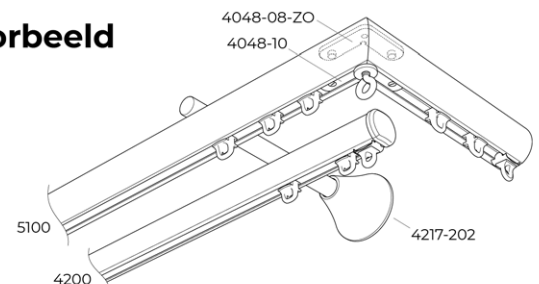
Wall mounting with adjustable extension bracket 4217-101, bracket can be cut back to x = 50 mm



Wall mounting 5100 with wall support 5149

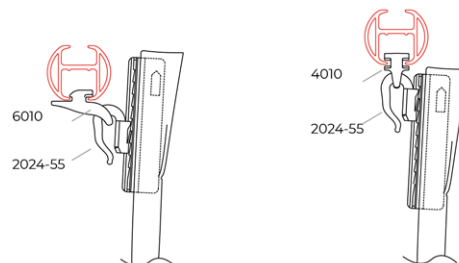
Combinatievoorbeeld

Combination example of the 4200 and 5100 with extension bracket 4217-202. A return has been created with the help of corner connections 4048-10 and 4048-08-ZO.



Toepassingsvoorbeeld

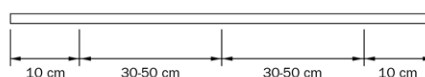
Thanks to the projection of glider 6010, a heading can be created when using a rounded rail, without the rail tilting the top part of the curtain.



Heading with projection glider 6010 width 15 mm

Without heading with glider 4010 width 10 mm

Mounting guideline



The distance between the brackets can vary depending on the following factors: the mounting surface (wood, concrete or plaster), the weight of the curtains and the curtain fabric production method, the specific application and the system usage intensity. General advice: with the curtains open, place additional brackets where the pleats bunch together. Also place additional brackets before and after bends.

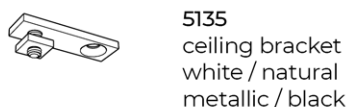


Standard parts

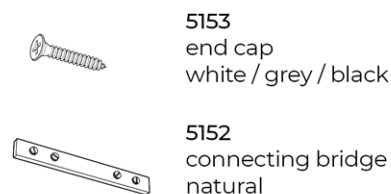
Curtain transport



Mounting

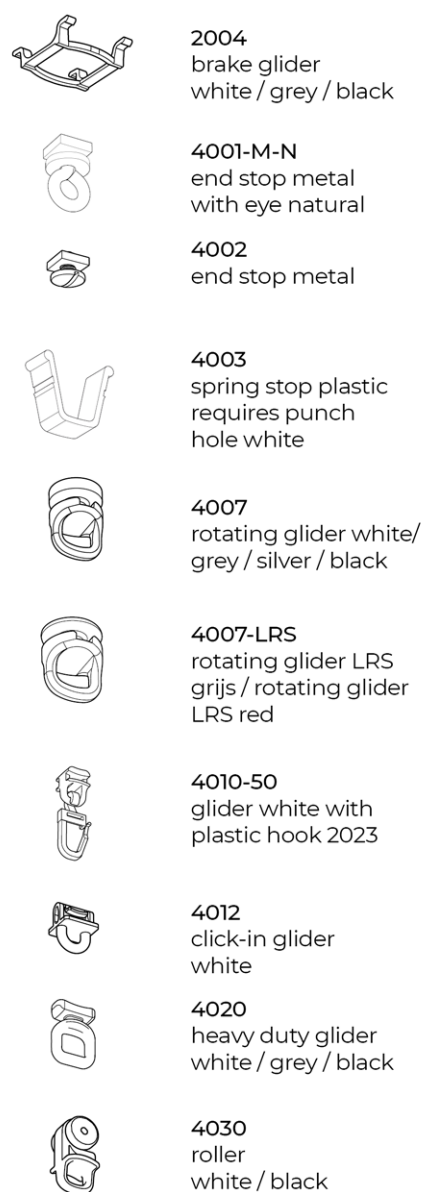


Accessories

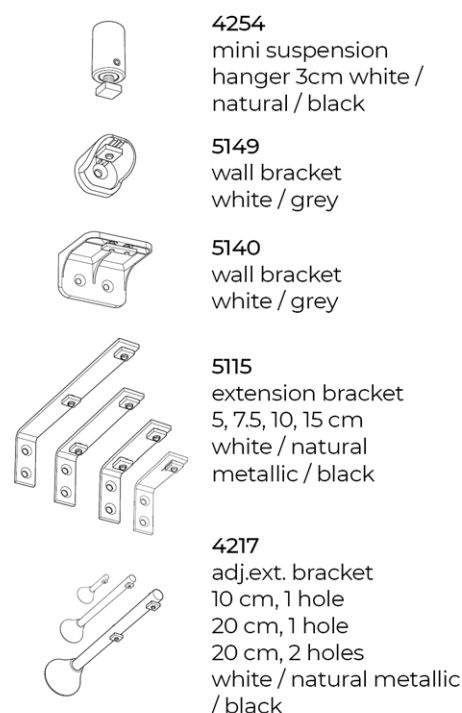


Optional parts

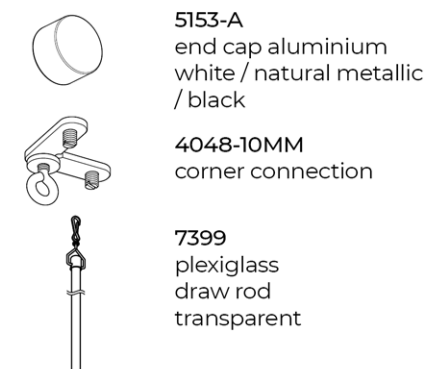
Curtain transport



Mounting



Accessories



Technical specifications are subject to change without prior notice.

Copyright: Photography The Duke, Dré Wouters, The Art of Living magazine

Qurails[®]
Powered by GOELST.